(en)

DucoBox Energy

Europe's ***QUIETEST*** MVHR System

QUIETEST
System D

2-ZONE
control

AUTO
configuration

We inspire at **www.duco.eu**

DUCO
Ventilation & Sun Control

DUCOBOX ENERGY
EXPLAINED

The **DucoBox Energy** raises heat recovery ventilation to the next level. Ideal for installation in an energy-neutral home, automatic configuration and integrated 2-zone control with demand control ensure ultra-quiet, intelligent and energy-saving operation.

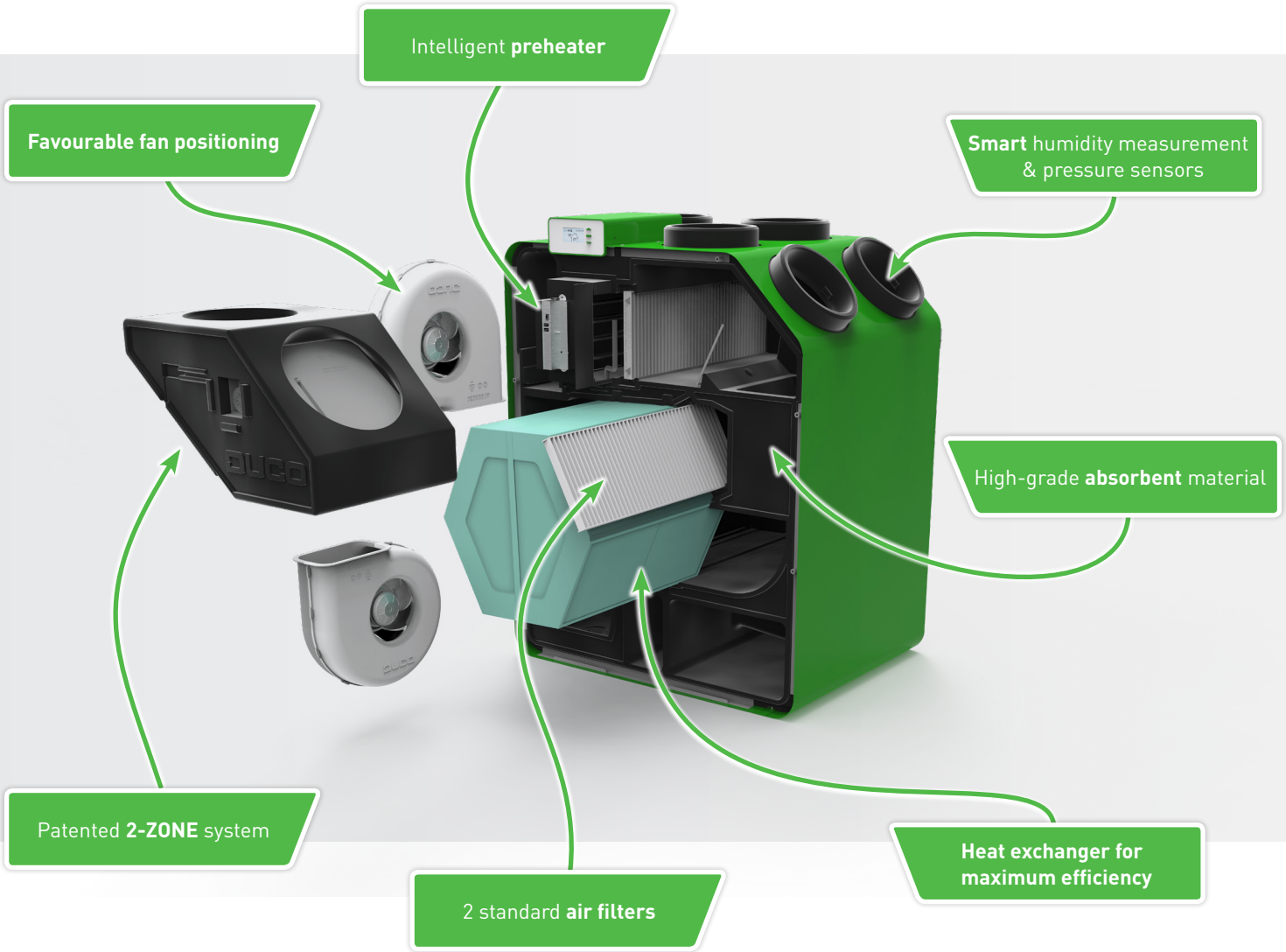

Lowest supply sound level

Integrated 2-zone control, favourable fan positioning and high-grade absorbent material mean that the **sharpest noise requirements** can be achieved without any problems.

2-zone control (optional)

Optimum energy-efficiency is achieved by controlling the day and night zones independently via a built-in valve based on CO_2, humidity and time.

AUTO configuration

Relying on the principles of flow calibration at constant pressure, this method achieves a **50% saving on configuration time**.

Distinguishing features:

- ★ **Demand-controlled** heat recovery ventilation
- ★ **Quietest** sound power in the market
- ★ Patented **2-zone control** ensures maximum energy-efficiency
- ★ Automatic configuration reduces installation time by at **least 50%**
- ★ **Modular** structure and assembly
- ★ Minimal presence of **components**
- ★ **Smart communication** via link to ModBus or LAN
- ★ **Duco Ventilation App** fosters ease of use

2-ZONE
VENTILATION SYSTEM

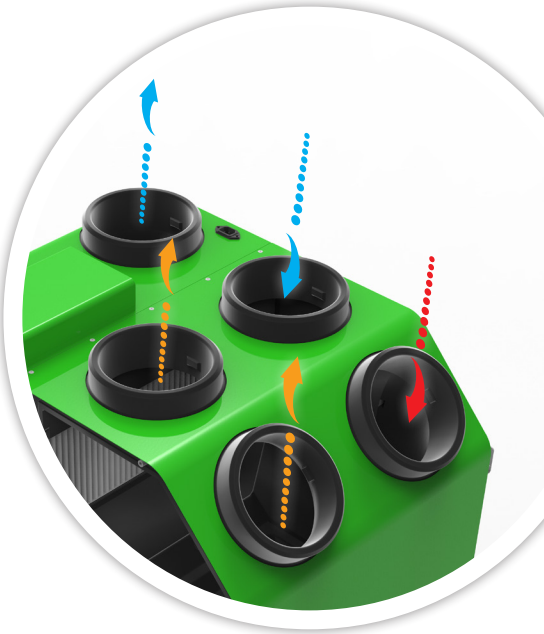

Sensors closely monitor the occupant's movements in the home. This enables where, when and how much ventilation is required to be determined **automatically**. Controlling both zones separately with a built-in valve substantially reduces consumption by the EC fans, which translates into the **highest energy advantage** and an **A+ energy label**.

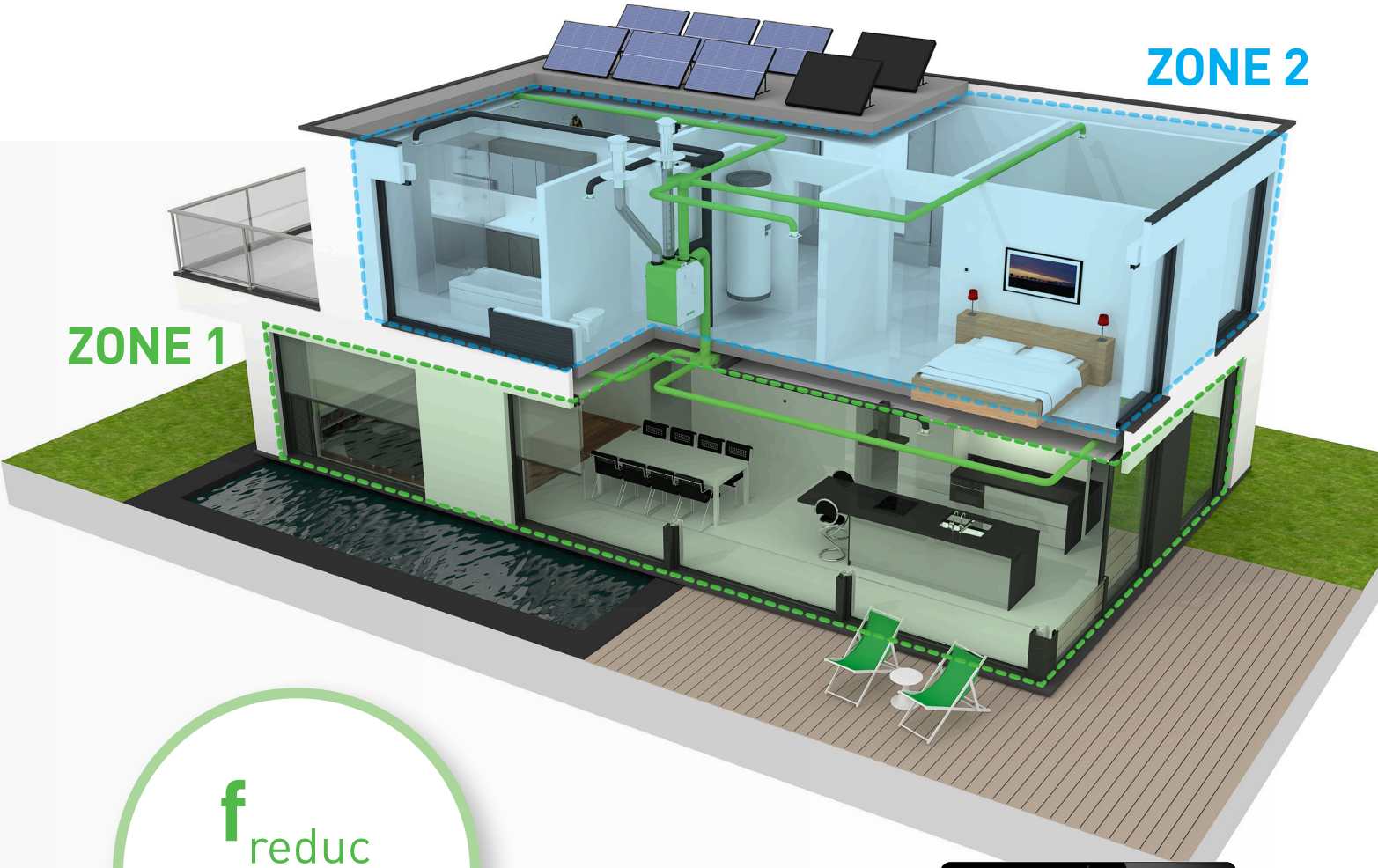

f reduc
up to **0.45**

DISCOVER **10 REASONS** FOR OPTING FOR THE **DUCOBOX ENERGY** AT **www.duco.tv**

DUCOBOX ENERGY
IN FIGURES

Versions

Type	Supply and extraction capacity at 150 Pa in m³/h	2-zone system	Frost protection	Item number	
				LEFT	RIGHT
DucoBox Energy **325-1ZS**	325	no	imbalance	0000-4358	0000-4359
DucoBox Energy **325-1ZH**			imbalance + heater	0000-4360	0000-4361
DucoBox Energy **325-2ZS**		yes	imbalance	0000-4362	0000-4363
DucoBox Energy **325-2ZH**			imbalance + heater	0000-4364	0000-4365
DucoBox Energy **400-1ZS**	400	no	imbalance	0000-4366	0000-4367
DucoBox Energy **400-1ZH**			imbalance + heater	0000-4368	0000-4369
DucoBox Energy **400-2ZS**		yes	imbalance	0000-4370	0000-4371
DucoBox Energy **400-2ZH**			imbalance + heater	0000-4372	0000-4373

Physical characteristics

Width x Height x Depth (mm)	Height x depth x width: 740 x 957 x 585 mm
Casing	Coated sheet steel
Colours	White + green
Connectors	Internal diameter: 160 mm dia. External diameter: 190 mm dia.
Condensate discharge	32 mm (1 ¼") dia.
Heat exchanger	PET/Polystyrene
Material of inside section	EPP / PP / ABS
Weight	47 kg
Length of power cable	2 m (to be connected to top of device)
Fitting	Wall mounting (standard) Floor mounting as an option using mounting plinth

Electrical specifications

Electric power	Type 325: 2 x 60.5 W Type 400: 2 x 90 W
Maximum heater power	1,000 W
Power supply	230 V, 50 Hz via 3-core power cable with earthed plug
Contacts	0-10 V in/outputs
Type of motor	DC
IP class	IP40

Miscellaneous specifications

Energy class	**A+**
Filters	Supply air filter: (175 x 500 x 25 mm) Standard: ISO 16890 Coarse 65% (≈ G4) Optional: ISO 16890 ePM1 70% (≈ F7) Exhaust air filter: (175 x 500 x 25 mm) Standard: ISO 16890 Coarse 65% (≈ G4)
Bypass	100% modulating
Frost protection	Imbalance Via proportional heater as an option
Fans	EC fan with backward curved blades
Automatic regulation / control	Yes (with constant flow)
Operation	Integrated display Use via User controllers and CO_2 or Humidity Sensors Via smartphone / tablet as an option 0(provided device features Communication Print)
Sensors	**Integrated:** pressure, temperature, humidity (via optional boxsensor), onboard switch sensor **External:** CO_2 (via optional sensor), humidity (via optional sensor), external Switch Sensor (optional)
Communication	**Standard:** Duco RF, Duco Wired, Switch Sensor **Expandable with Communication Print:** ModBus, PWM-IN, PWM-OUT, Switch Sensor (3x), Ethernet, Micro SD-card slot

SERVICE

With Duco you can be certain of receiving high-quality service at all times!

Advisory office

Thanks to years of experience and know-how in the field of ventilation, our design department has all the expertise in house to offer the system best suited to your project.

bpc Ventilation

DUCO Distributors

UK Office
T: 028 2827 5150
E: sales@bpcventilation.com
www.bpcventilation.com

Dublin Office
T: +353 1526 7452
E: info@bpcventilation.ie
www.bpcventilation.ie

DUCO
Ventilation & Sun Control